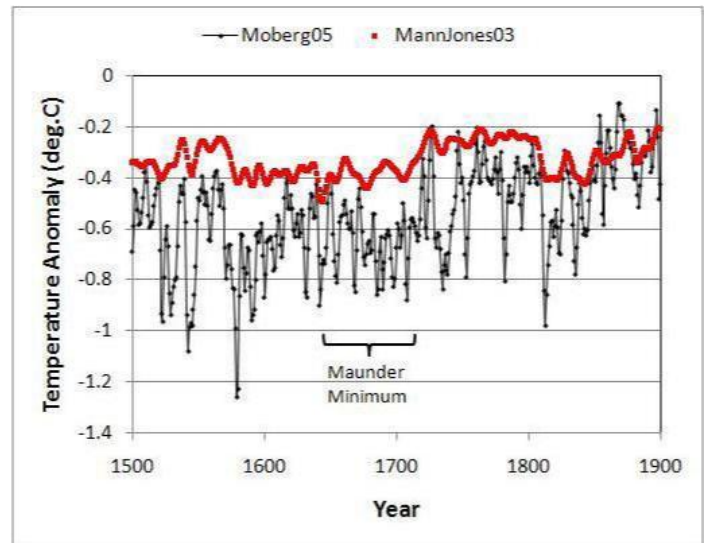


Maunder Minimum (Sunspots) and The Little Ice Age

- Europe's so-called "Little Ice Age" (1645-1715) coincided with the Maunder Minimum -- a period during which sunspots were exceedingly rare.




- There does seem to be correlation between Sun Spot numbers and the temperature on the Earth over time.

20

Pluto - 1

- The most distant planet – which some even say is not really a planet.
- We naturally assume that if a planet moves closer to the Sun, it is exposed to more heat.
- Since 1989, Pluto has been moving **away** from the Sun in its highly elliptical, 248-year orbit
- Space.com admits, *“Logic suggests the planet might cool as it receives less sunlight each day”*



17

Chemtrails 1



Note the “grid” pattern. Also, bear in mind that this picture was taken at a minimum altitude of 150 miles (250km), AND from an angle. We are looking at an atmospheric phenomenon, which is at least 300 miles (500km) from the lens! Ordinary, normal contrails could not, and would not, be visible from such a distance. In any case, contrails would never last long enough to create this blanket of material over such a wide area. And from whence does all this MASS come from?? We're looking at MILLIONS OF TONS of material to make a layer like this in the atmosphere folks. We can only guess how many square miles/kilometers of continental territory are shown in this photograph, but the area seen here is huge. All of this caused by mere jet engine exhaust? I DON'T THINK SO. 22

Uranus - 2

- In 1999, NASA articles were referring to Uranus as being “hit” by “Huge Storms,” making it “a dynamic world with the brightest clouds in the outer solar system.”
- The head NASA scientist referred to these increasingly bright and active clouds as “*really big, big changes*” on Uranus, compared to what we had seen with Voyager.
- Even from Earth, significant *changes* have been catalogued... based on new cloud patterns “*whose origins are not well understood*”




Image of Uranus obtained in 2005 by ACS on HST. Rings, southern collar and a bright cloud in the northern hemisphere are visible. 15

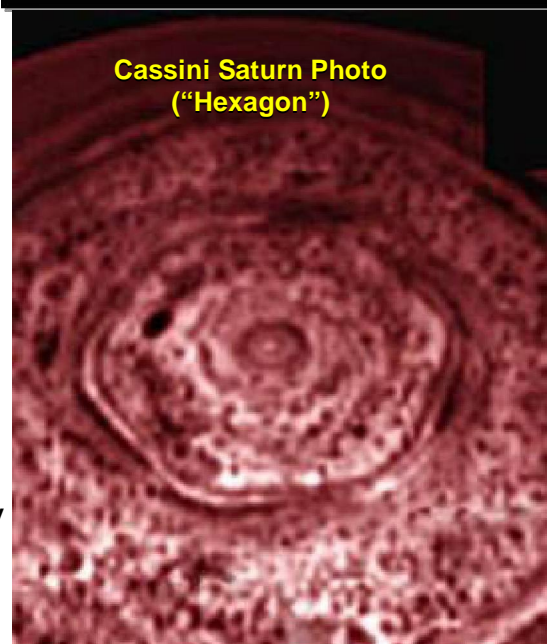

Borrowwash "Sunset Grid" 10th June 2005



24

Saturn

- Between 1980 and 1996, the speed of rotation for Saturn's clouds at the equator reduced by **58.2%**, described as an "*unexpected and dramatic change in weather.*" The NASA explanation is "seasonal changes".
- In Aug. 1981, Voyager 2 reached Saturn and photographed unexpected "spokes" in the rings, caused by "bunching" of particles.
- In Dec 2003, With higher resolution and superior imaging, it was hoped to get a better look at these with Cassini.
- The Spokes had disappeared!
- Saturn has also exhibited anomalous X-ray emissions (observed by Chandra) and Auroral activity.
- ...and **the Hexagon** would be a...?



13

Cloud Anomalies - 2



This image was taken the morning of Nov 17, 2004 from a plane departing New York's JFK airport.

Orlando Florida late in the day prior to Christmas Eve. Blooming "contrails" evident with a striking oval imprint deposited into the cloud field. It truly amazes me that this whole project is still so hidden behind the 'important' news of the day. A sorry symptom of the state of journalism in this nation and indeed throughout the Western world.




26

Mars - 2

- The Polar Ice Caps have diminished significantly in size in the last 8 years.
- Interestingly, NASA admitted earlier that an underlying geometric structure was somehow involved in the retreat of the icecap- a hexagon-shaped pattern seems to be present in both images)
- Olympus Mons (27 km high), at 19 degrees N. -- on Mars.
- Ozone is up and dust is down, both indicating that increased ionization is taking place. The atmosphere is noticeably cloudier and denser, a massive hurricane and a surprisingly fast-moving planet-wide dust storm have dazzled NASA scientists.

11

Weather Satellite Anomalies – 1

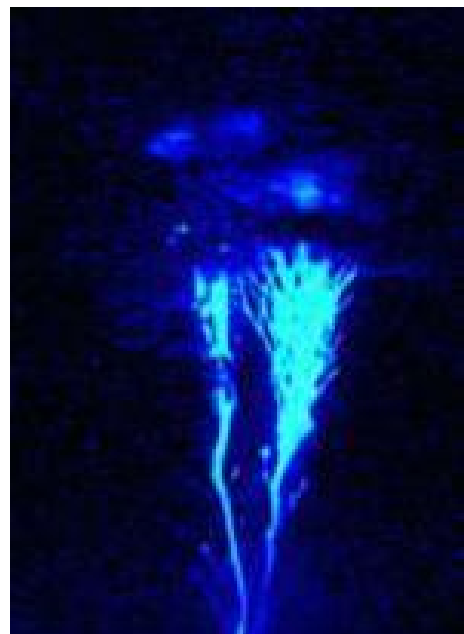


- October 21, 2004 1932Z 3:32 Central
- Notice how the cumulus field has formed a 90-degree bend around the two negative energy clear areas.

28

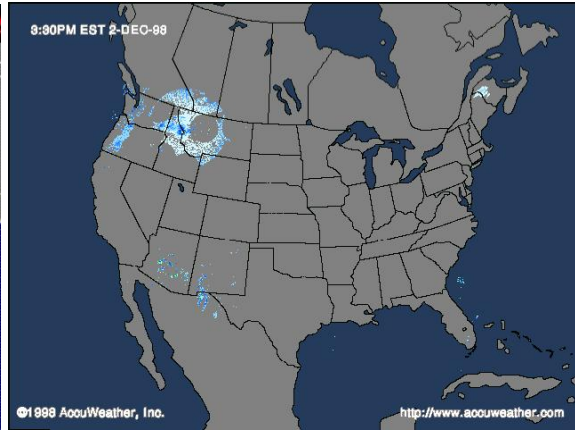
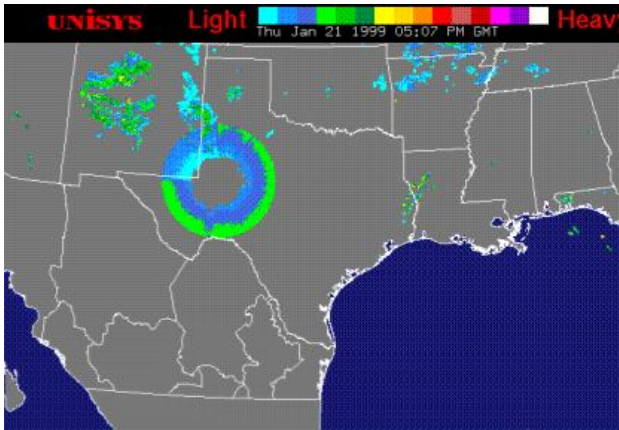
Earth - 2

- 9 out of the 21 most severe earthquakes from 856-1999 AD occurred in the 20th century (Russian National Earthquake Information Center, 1999)
- New forms of lightning observed – Sprites, Jets and “mega-lightning” – observed for the 1st time in the late 80’s and early 90’s.



9

Weather Satellite Anomalies – 3



What causes **CIRCULAR** rainfall patterns (as detected on satellite radar)?

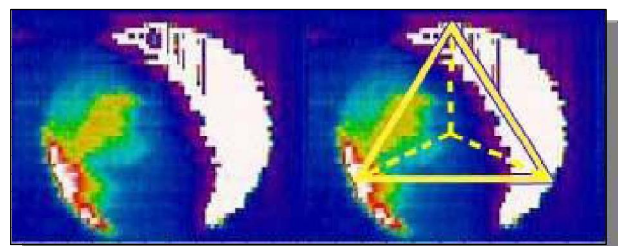


30

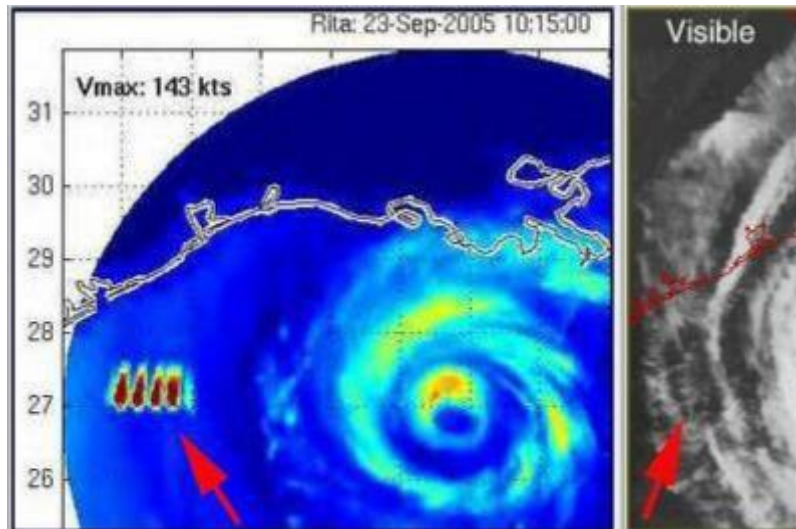
Venus

- Venus' overall night-side "airglow" brightness increased by 2500% in roughly the same timeframe - 1975 - 2001.
- The new airglow is green in colour, indicating oxygen atoms, and these oxygen emissions are as strong on Venus as they are in Earth's own oxygen-rich aurora - so a possible explanation is that there has been a massive increase in the oxygen content of Venus' atmosphere.
- Alpha & Beta Regio, two active volcanoes on Venus are at 19.5°

Green nightglow of Venus



Hurricane Rita




Also From Richard C Hoagland's Blog: "Further, in just the last few days, we've uncovered compelling new technical information -- specifically, satellite microwave radiometer images of rainfall in Hurricane Rita (known as MIMIC images) -- which provide remarkable additional support for the hypothesis that "someone" is using a currently "unknown technology" to alter both hurricane strength ... and to steer the storms themselves (below).

32

Mercury

Mariner 10 Pictures (1974)

- Despite huge surface temperatures, Mercury seems to have ice in its polar regions.
- This is blamed on comet-based ice that crash-landed into "permanently shadowed craters," which NASA scientists admit is a "problematic" assumption to make; the ice supposedly has survived for millennia, whereas a NASA probe landing at the pole is only expected to survive one week in the heat.
- Mercury also has an unexpectedly dense core of iron, consisting of almost half of its entire mass, and a strong dipole magnetic field as well. Some Scientists would like to know how these anomalies are possible.



In fact, it looks like...

- Changes are happening on all other planets in the solar system.
- **ENVIRONMENTAL DESTRUCTION and CLIMATE CHANGE have DIFFERENT CAUSES.**
- CO₂ is a Minor Factor in the picture of Global Warming...
- There seem to be energy changes throughout the solar system – and also Solar activity has changed significantly in the last few years.
- Energy Changes across the Solar System could be being induced by an officially unacknowledged type of “Hyperdimensional Energy Transfer”.
- Someone is deliberately polluting the atmosphere with something anyway (and few notice)
- **Other Research** shows that Pollution-Free Energy Technologies (or ones with far lower levels of pollution) have been perniciously suppressed.

What are you going to do about it?

34

Global Warming – Is CO₂ the Only Important Factor?

- It's **YOUR** fault, ye know!
- **You** consume the goods!
- **You** drive the cars!
- **You** use the electricity!
- Global Warming is entirely **YOUR FAULT!**
- And you complain at the idea of being taxed for your “**Carbon Footprint**”!
- Some people!
- Let's not confuse ENVIRONMENTAL DESTRUCTION and CLIMATE CHANGE.

BUT WAIT...

Are we being given **ALL THE DATA?**


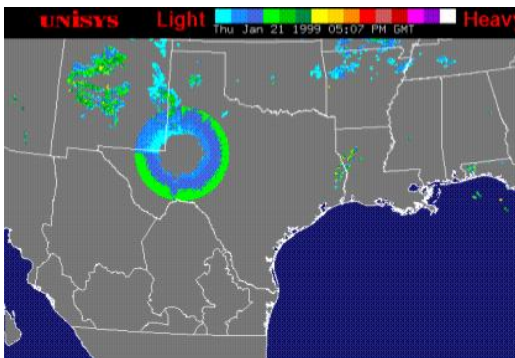
3

So please...

**Ask Questions.
Share the Information.
Challenge those
who should be looking
at this data more carefully.**

Dept. of Environment, Greenpeace, The Green Party, Friends of the Earth, World Wildlife Fund, "Climate Action" groups **MUST** take account of this data – before it's too late. Thank you!

36



What is Causing Climate Change?

Is CO₂ the Only Important Factor?

